


01_COVER_PAGE
02_BLOCK DIAGRAM
03_PIO_CONN (F)
04_DIDO
05_RS485/RS232/CAN
06_I2C/SPI
07_USB
08_BLANK
09_BLANK
10_BLANK
11_BLANK
12_BLANK
13_BLANK
14_BLANK
15_HISTORY



Title			01_COVER_PAGE		
Size	Document Number				Rev
B	pITX-IOB-2201				00A0
Date:	Thursday, April 21, 2022		Sheet	1	of 15

5

4

3

2

1

D

D

C


C

B

B

A

A

		
Title 02_BLOCK DIAGRAM		
Size A	Document Number pITX-IOB-2201	Rev 00A0
Date: Thursday, April 21, 2022	Sheet 2	of 15

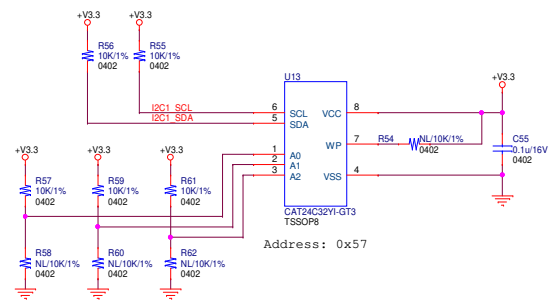
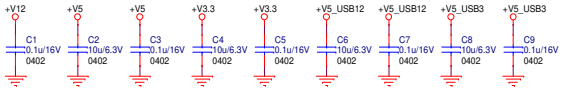
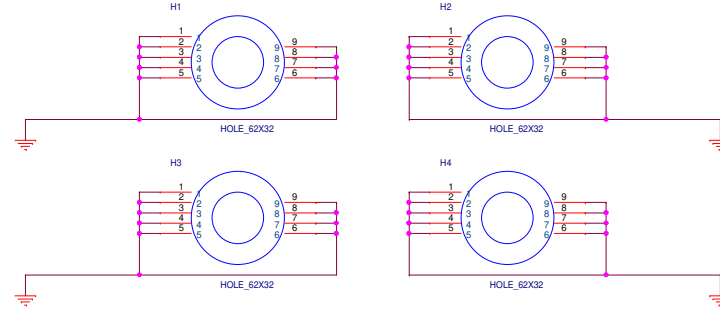
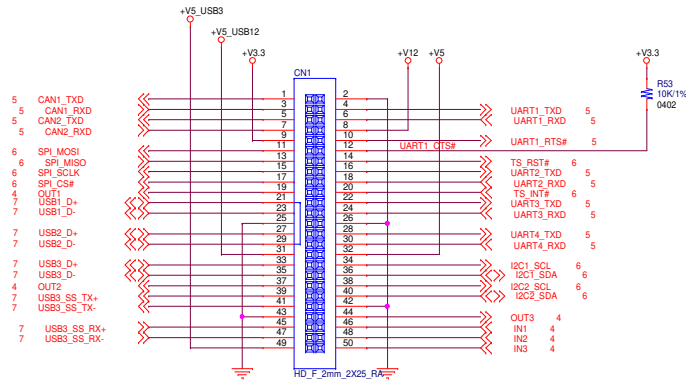
5

4

3

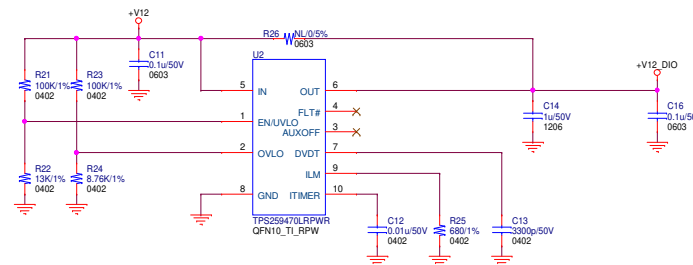
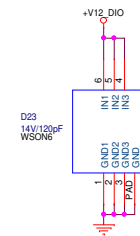
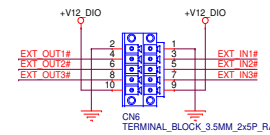
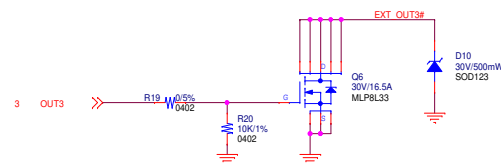
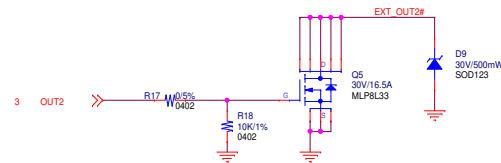
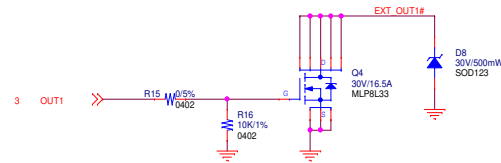
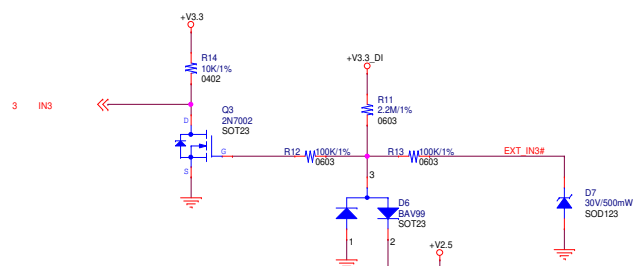
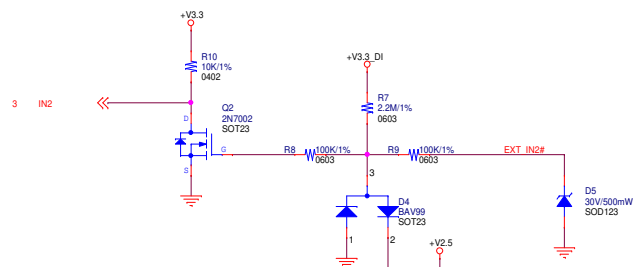
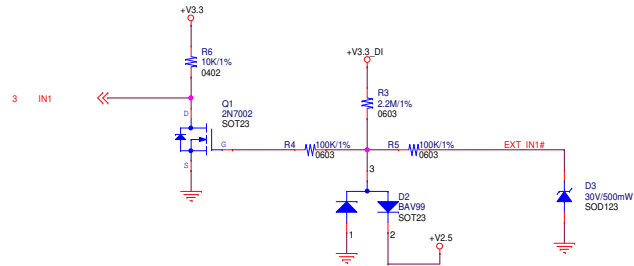
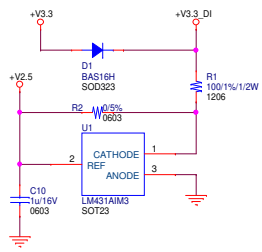
2

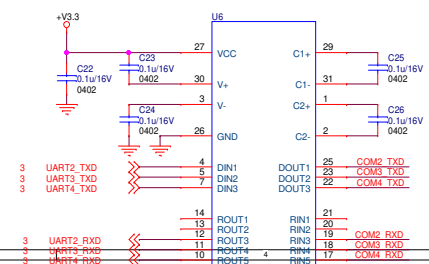
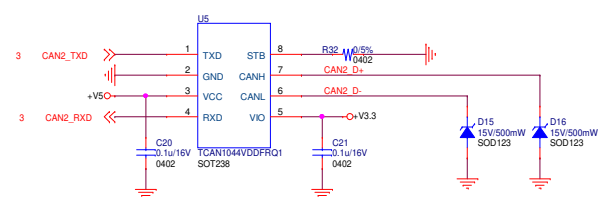
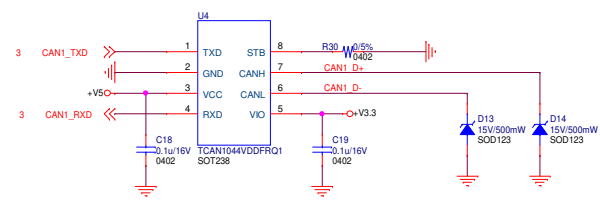
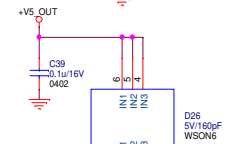
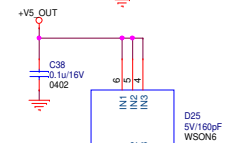
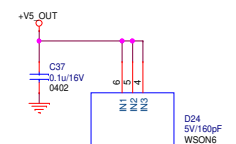
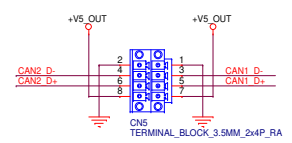
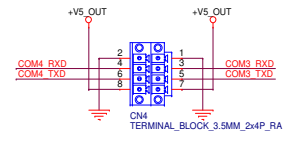
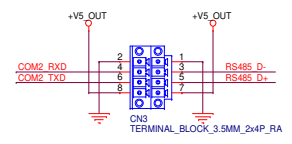
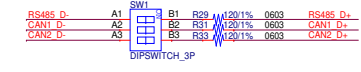
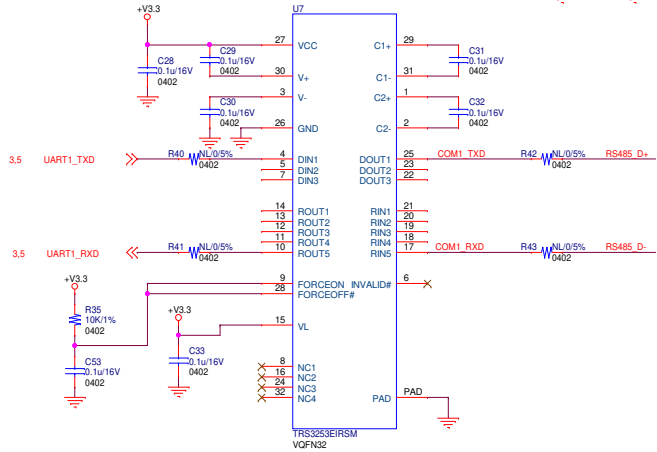
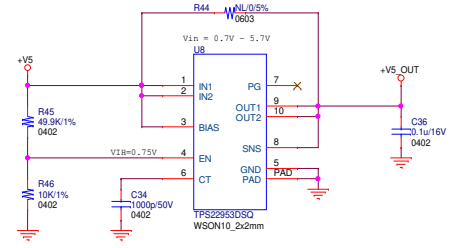
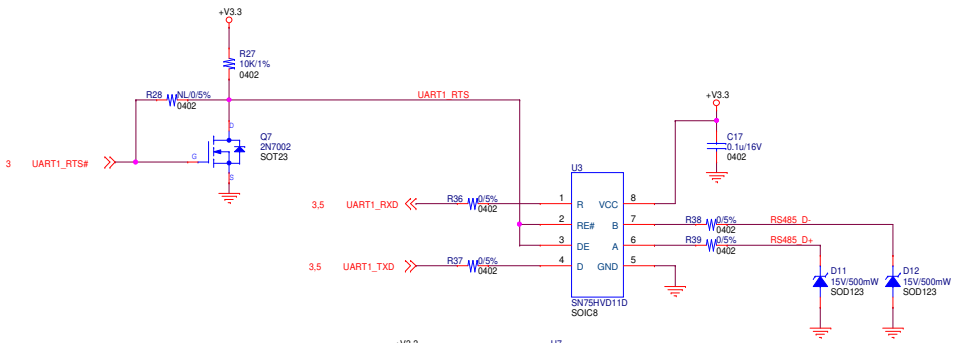
1

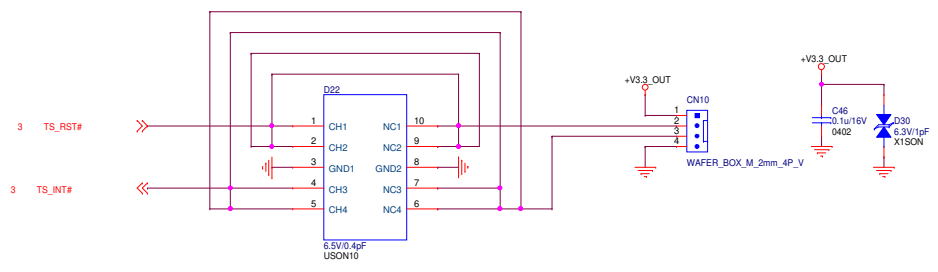
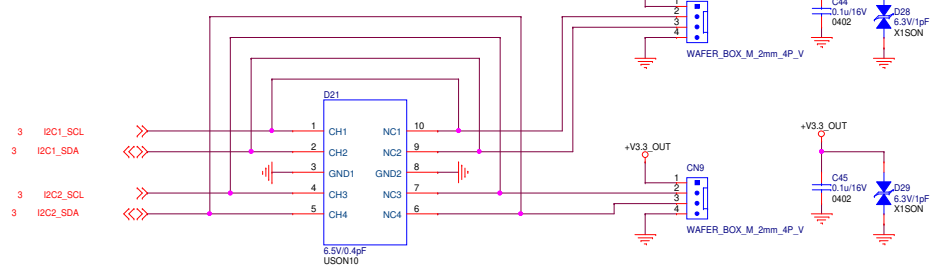
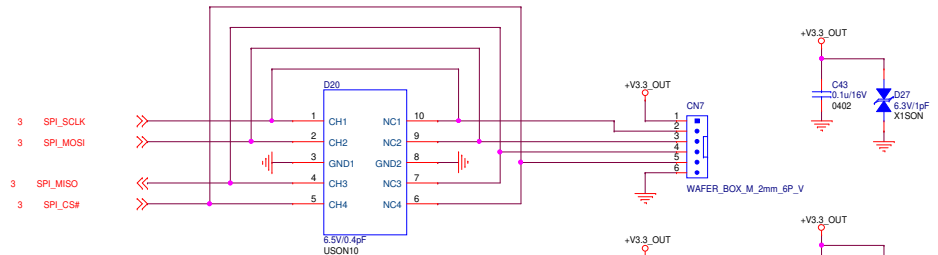
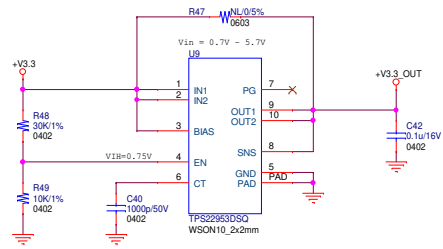


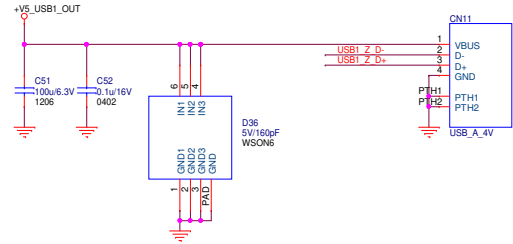
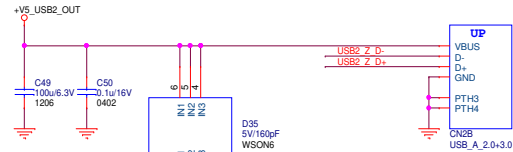
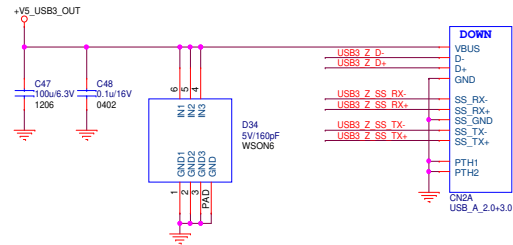
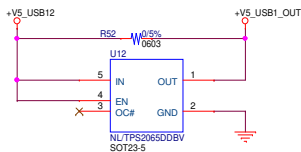
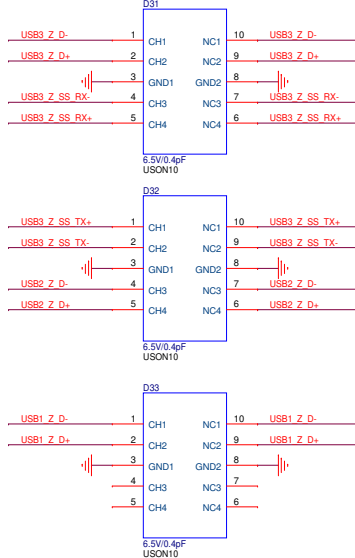
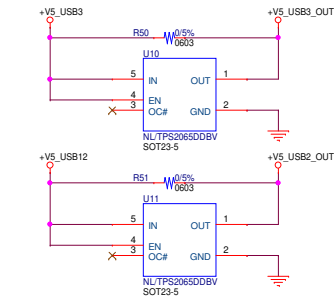
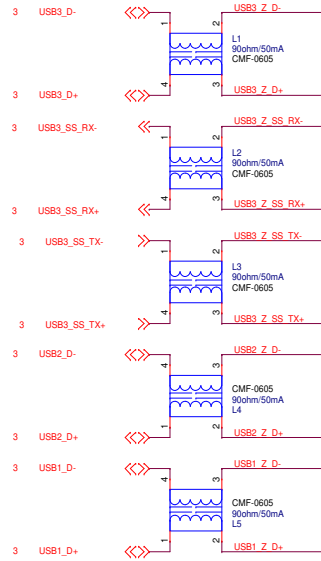
- FM1 FM_40mil
- FM2 FM_40mil
- FM3 FM_40mil











5

4

3

2

1

D

D

C


C

B

B

A

A

		
Title 08_BLANK		
Size C	Document Number pTX-IOB-2201	Rev 0040
Date: Thursday, April 21, 2022 Sheet 8 of 15		

5

4

3

2

1

D

D

C


C

B

B

A

A

		
Title 09_BLANK		
Size C	Document Number pTX-IOB-2201	Rev 0040
Date: Thursday, April 21, 2022		Sheet 9 of 15

5

4

3

2

1

D

D

C


C

B

B

A

A

		
Title 10_BLANK		
Size C	Document Number pTX-IOB-2201	Rev 0040
Date: Thursday, April 21, 2022 Sheet 10 of 15		

5

4

3

2

1

D

D

C


C

B

B

A

A

		
Title 11_BLANK		
Size C	Document Number pTX-IOB-2201	Rev 0040
Date: Thursday, April 21, 2022 Sheet 11 of 15		

5

4

3

2

1

D

D

C


C

B

B

A

A

		
Title 12_BLANK		
Size C	Document Number pTX-IOB-2201	Rev 0040
Date: Thursday, April 21, 2022		Sheet 12 of 15

5

4

3

2

1

D

D

C


C

B

B

A

A

		
Title 13_BLANK		
Size C	Document Number pTX-IOB-2201	Rev 0040
Date: Thursday, April 21, 2022 Sheet 13 of 15		

5

4

3

2

1

D

D

C


C

B

B

A

A

		
Title 14_BLANK		
Size C	Document Number pTX-IOB-2201	Rev 0040
Date: Thursday, April 21, 2022 Sheet 14 of 15		

5


4

3

2

1

20200617: U603 changes PCF8575 to support 12C fast mode.
20200617: add dummy 12C switch U503 TCA9546APW.



Title		
15_HISTORY		
Size	Document Number	Rev
C	PTX-IOB-2201	0040
Date:	Thursday, April 21, 2022	Sheet 15 of 15